



MALAYAN TOWAGE & SALVAGE CORPORATION

18TH Floor, BDO Equitable Bank Tower, 8751 Paseo de Roxas, Bel-Air Village, Makati City 1226 Philippines

Mailing Address: C.C.P.O. Box 2983, Makati City 1226, Philippines • Telephones: (632) 885-7740 (24 Hours PABX) • (632) 817-6178 (Operation Dept-Direct Line)

Telefax Nos.: (632) 818-1128 • 815-2293 • (632) 810-0766 • Email: mts.info@salvtug.com • Website: www.salvtug.com

M.T. "VIGILANT"



M.T. "VIGILANT"

VIGILANT	
4,000 BHP / Berthing Tug	
PRINCIPAL PARTICULARS	
Year Built	September 2002
Flag	Philippines
Call Sign	4DEX-3
Builders	Kegoya Dock Co. Ltd., Kure, Japan
Official No.	HK-0918
Classification	LR
DIMENSIONS	
Length Overall (mld)	29.00 m
Beam, moulded	9.50 m
Depth, moulded	4.70 m
Draft, moulded:	3.81 m
GRT	295T
NRT	88T
PERFORMANCE DATA	
Maximum Bollard Pull	100% MCR 54.17T
Maximum Bollard Pull	110% MCR 55.35T
TANK CAPACITIES	
Fuel Oil	133.46m ³ (100%), 128.14 m ³ (96%)
Potable Water	48.23 cu.meter including FW ballast tanks.
	31.54 cu.meter excluding FW ballast tanks
ACCOMMODATION	
Officers	1 x single berth; 1 x 2 berth
Crew	1 x 2 berth; 1 x 4 berth
Total	9 berths

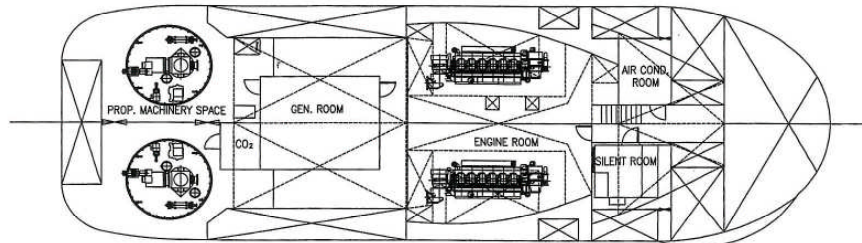
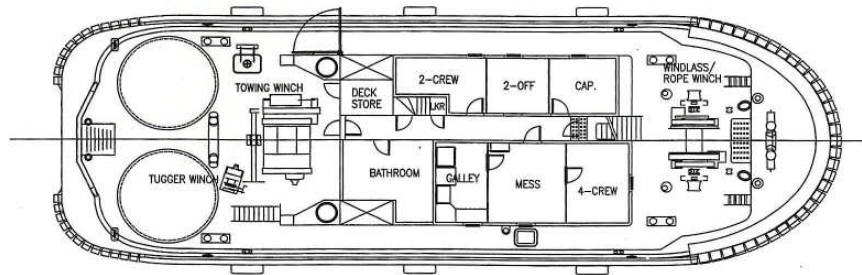
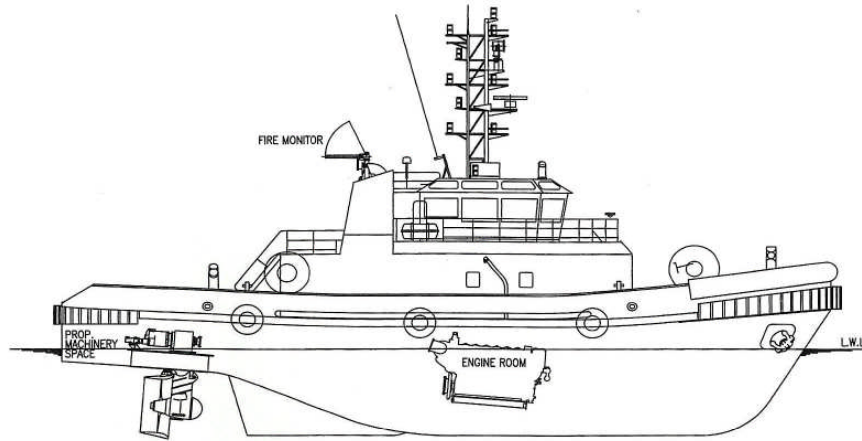
MACHINERY & EQUIPMENT

Main Engines	2 x Yanmar 6N260-EN, Total 4000BHP at 750 rpm, driving fixed pitch Kaplan skewed propellers in 360 azimuthing Kawasaki Rexpeller KST-180ZF/A z-drive units. Rexpellers operated independently, or combined via joystick control.
Generators	2x 80KW (100KVA) 380V, 50HZ, Alternators driven by Yanmar 6HAL2-N diesel engines.
Anchors	2 x 480kg AC14
Anchor Chain Cables	302.5m (27.5 m/length x 11 lengths)
Anchor Windlass	1x Kitagawa Kogyo electro-hydraulic 4T at 10m/min windlass with 2 x 480 kg AC 14 anchors, 22mm diameter anchor chain totaling 302.5 m (27.5m/length x 11 lengths).
Aft Winch:	Kitagawa Kogyo electro-hydraulic driven winch. Single drum 9/2T x 10/28 m/min. Brake capacity 90T. Fitted with 750m x 45mm diameter steel wire rope. Automatic spooling gear fitted. Operation at winch side and remote at wheelhouse aft console.
Forward Winch:	Kitagawa Kogyo electro-hydraulic driven winch. 2/1T x 25/65 m/min. Brake capacity 90T. Operation at winch side and remote at wheelhouse aft console. Fitted with 110m x 96mm Supermix rope.
Tugger Winch:	Kitagawa Kogyo electro-hydraulic driven winch. 2/T x 5 m/min. Fitted with 70m x 16mm diameter wire.
SAFETY	
External Firefighting:	Daiichi CP 150-500 centrifugal pump driven by Isuzu UM6SDITCX diesel engine. Capacity 360m ³ / hr. 2 x remote or locally controlled water/foam fire monitors each rated 3,000 l/min. Two air foam tanks totaling 10.18 m. Monitor located on monitor stage at aft end of wheelhouse.

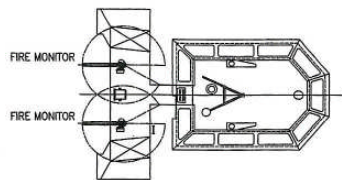


M.T. "VIGILANT"

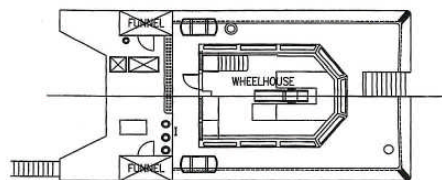
General Arrangement Plan



BOTTOM PLAN



WHEELHOUSE TOP
(SHOWING PANORAMIC WINDOW LAY-OUT)



NAV. BRIDGE DECK
(FOR ONE MAN BRIDGE OPERATION)